

*Exterior Door Systems you can Trust*



2022 IMPACT CATALOG

**BHI**Doors  
BY BUILDERS HARDWARE, INC.

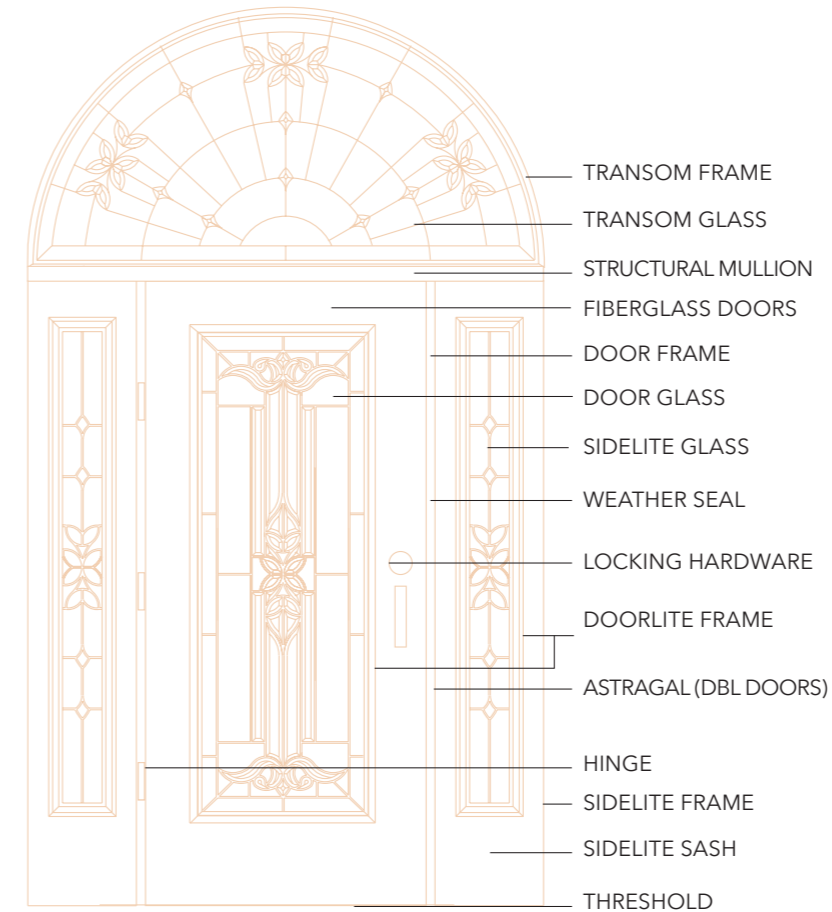
[bhiflorida.com](http://bhiflorida.com)

**THE BHI SYSTEM**

*Quality components  
create the total package.*

**BHI Doors** is a collection of best-in-class components (doors, doorglass, frames, astragals, weather seals, thresholds, locksets, and hardware) used to create entry systems with enduring good looks and superior performance. The majority of our door systems are tested to the HVHZ (High Velocity Hurricane Zone) standards, the most stringent hurricane codes ANYWHERE in the United States. Most all of the BHI Door systems meet the minimum Florida Energy code.

Great craftsmanship, beautiful glass patterns, multiple finish hardware options, superior construction, and energy-saving features all come together in a wide range of entry systems that enhance the value of your home and add beauty to everyday living.



Add beauty to and increase the value of your home with ODL's innovative line of doorglass.



**FIBERGLASS DOORS AND PF FRAMES™**

A lifetime of exceptional durability and performance for every door around your home.



**CUSTOM GLASS**

Custom glass for doors, sidelites, windows and transoms.



**VENTILATING DOORS**

Let in the breeze without compromising security with an optional window insert in your door (with a security screen).




**RESIDENTIAL HARDWARE**

Easy installation and secure performance.

**BHI Hinges**

Specially designed for high-performance and tested for long lasting endurance.



**THRESHOLDS & ASTRAGALS**

For additional security and weather protection our systems use DLP thresholds and astragals.



**ETCHED GLASS**

Unique line of doorglass inserts styled for Florida living. Etched glass displays traditional sandblasting.



**OVERLAY ART LAMINATE**

Endless changeable options of patent pending premium overlay art glass laminate.

**TRILENNIUM™**

**MULTI-POINT LOCKS**

The ultimate fiberglass door security system. Multiple latches and bolts prevent forced entry and create additional weather sealing.



**RESIDENTIAL LOCKSETS**

Superior functionality and long lasting beauty.

**BHI Weather-seals**

Keep cool air in and keep bugs out while benefiting from improved energy efficiency.

**BHI Doors Commitment**



All Units listed on pages with this symbol located at the bottom will be built using components that are stocked in our warehouse.

Unless otherwise noted, all products featured can be built into door systems that are compliant with hurricane structural, hurricane impact and the latest energy codes.

**BHI Doors** continues our commitment to service excellence as we bring enduring beauty and value to exterior doors throughout Florida. – established in 1954.





## BHI's Path to Your Door

### STEP #1

Choose your door's Family:

**DECORATIVE  
AROUND THE HOME  
SOLID FIBERGLASS**

### STEP #2

Choose your door's Design:

**Use the Table of Contents on the next page to locate your preferred Design**

### STEP #3

Choose your door's Build:

**Locate your Design's page and choose your Unit Code**

*(1/4 lite, 1/2 lite 3/4 lite, full lite, opaque)  
(6/8, 8/0)*

**Sidelites will have unique Unit Codes**

### STEP #4

Choose your door's Hardware and Paint/ Stain Kit options:

**Complete your door's look by choosing from our selection of security hardware, viewers, stops, or paint and stain kits**

### STEP #5

Finalize your door's Order:

**Talk to your sales rep to confirm pricing and availability of your door's specific options\***

*(smooth white, woodgrain tan)*

*(single unit, double unit, sidelite)*

*(HVHZ, WBD)*

## Table of Contents



**CUSTOM GLASS** p. 4-7  
Doorglass, Transoms & Windows

**DECORATIVE**  
**Overview** p. 10-11

**Destinations**  
Waterside p. 12  
Crosswalk p. 13  
Park Place p. 14

**Perspectives**  
Chinchilla p. 15  
Blanca p. 16  
Linen p. 17  
Streamed p. 18  
Micro-Granite p. 19

**Old World**  
Paris p. 20  
Jacinto p. 21  
Camden p. 22

**Eclectic**  
Mohave p. 23

**Contemporary**  
Mystify p. 24  
Renewed Impressions p. 25  
Entropy p. 26  
Uptown p. 27

**Craftsman**  
Topaz p. 28

**Classic**  
Gemini p. 29  
Bristol p. 30  
Memoria p. 31  
Expressions p. 32  
Cadence p. 33  
Grace p. 34  
Heirlooms p. 35  
Majestic p. 36

**Etched Glass** p. 37-42

**Overlay Art Laminate** p. 43-47

**AROUND THE HOME**  
Blink Enclosed Blinds p. 50-51  
Nova 90 Direct Glazed p. 52  
Turtle Glass p. 53  
One Lites p. 54-55  
Simulated Divided Lites p. 56-57  
Grilles Between Glass (GBG) p. 58-59  
Prairie Style GBG p. 60  
Ventilating Doors p. 61  
Insulated Pet Doors **NEW!** p. 62-63

**SOLID FIBERGLASS**  
Modern & Shaker p. 66  
Rustic p. 67  
Woodgrain Textured p. 68-69  
Smooth Skin p. 70-73

## HARDWARE & FINISHING

Multi-Point Locksets p. 75  
Standard Locksets p. 76-78  
Viewers p. 79  
Security Latches  
House Numbers  
Stops p. 80  
Paint Kits **NEW!** p. 81  
Stain Kits

## SELECTION OVERVIEW

Hurricane Code Compliance p. 82-83  
Energy & Label Compliance p. 84-85  
Standard Features p. 86-87

## COMPONENTS

Door Frames & Moldings p. 88  
Brick Mold Trim p. 89  
Aluminum Astragals p. 90  
Aluminum Thresholds p. 91  
Weather Seals  
Hinges p. 92

\* While BHI stocks components needed to build many of the Door Units shown in this catalog, not all combinations of options are available in all Unit Widths. Most Door Unit Builds that appear in this catalog can be built in either Woodgrain or Smooth skin type Systems; however, there are some that will only come in the Skin Type shown in the catalog for certain Door Unit Widths. Your sales rep can quickly confirm your selections availability using the BHI Pricing & Availability Guide.

**CUSTOM** DESIGNS



Jewels & Facets

**KENYON'S  
GLASS**  
An IDL Company

*High Velocity  
Hurricane Zone &  
Wind-Borne Debris*

- DOORGLASS
- SIDELITES
- TRANSOMS
- WINDOWS


**CUSTOM SIZES**



**CUSTOM COLORS**



**CUSTOM DESIGNS**



**CUSTOM DESIGNS**



Renewed Impressions



**CUSTOM** DESIGNS

**CUSTOM** DESIGNS



*Camed Designs*


Caming is the thin metal work that joins together the door glass elements. Camed units are available as custom one-of-a-kind or complementary of any designs.



*Metalist Designs*

Our Metalist designs are composed of aluminum sheets cut to a design or style of your choice, and sandwiched between insulated glass. Metalist units are available from existing designs, as custom one-of-a-kind or complementary of any designs.

Kenyon's Glass prides itself on being one of the leading manufactures of custom decorative glass for the building industry. We provide design expertise and production of custom decorative panels for doors, sidelites transoms, windows and other unique installations.



CREATE YOUR OWN



CUSTOMIZE EXISTING DESIGN



BUILD COMPLEMENTARY DESIGNS

CAMING OPTIONS



Zinc Polished Black Patina



Antique Patina Brass



Black Matte Patina Oil Rubbed Bronze


GLASS OPTIONS



Clear Chord Solid White



Chinchilla Clear Ice Crystals



Rainglass Red & White Translucent



Yellow Rough Rolled Olive Green Waterglass



Dark Blue Waterglass Grape Smooth

COLOR OPTIONS



Black




White



Silver

GLASS OPTIONS




Clear Chinchilla



Artic Satin Etch



Single Glue Chip Double Glue Chip



Rain Taffeta



Bumpers keep the metal from rattling when opening and closing the door.

For additional glass color and textured options see our Kenyon's Custom Glass Catalog at [BHIFlorida.com](http://BHIFlorida.com)  
For specifications, sizing limits and framing materials consult BHI's Price and Availability Guide.

**DECORATIVE**



*High Velocity  
Hurricane Zone &  
Wind-Borne Debris*

- DESTINATIONS
- PERSPECTIVES
- OLD WORLD
- ECLECTIC
- CONTEMPORARY
- CRAFTSMAN
- CLASSIC
- ETCHED
- OVERLAY ART

**Severe Weather**

All impact glass door offerings use this ALUMINUM frame.

- Available in white powder coat
- Product comes with screw hole covers



**IMPACT RATED**  
DECORATIVE



**ALL DOORS FEATURED ARE  
FLORIDA BUILDING CODE COMPLIANT**



**HVHZ Impact**

Structural and impact rated  
No shutters required



**Florida Wind-Borne Debris (WBD) Impact**

Structural and impact rated  
No shutters required

Product approval matrix, please see BHI's Price and Availability Guide.  
Code Compliance Guide, see pages 82-86



FLAT PROFILE




ALL DOOR SYSTEMS ARE SOLD UNFINISHED


# Decorative Doorglass Overview

# Decorative Doorglass Overview


## DESTINATIONS



*Waterside*



*Crosswalk*



*Park Place*

## PERSPECTIVES



*Chinchilla*

## CONTEMPORARY



*Mistify*



*Renewed Impressions*



*Uptown*




*Entropy*



*Topaz*

## CRAFTSMAN


## PERSPECTIVES



*Blanca*



*Linen*



*Streamed*



*Micro-Granite*

## CLASSIC



*Gemini*



*Bristol*



*Memoria*




*Expressions*




*Cadence*


## OLD WORLD



*Paris*




*Jacinto*



*Camden*

## ECLECTIC



*Mohave*

## CLASSIC



*Grace*



*Heirlooms*



*Majestic*

## ETCHED



*See designs pg. 37*

## OVERLAY ART



*See designs pg. 43*

**DECORATIVE**



**DECORATIVE**

DESTINATIONS


*Waterside*

Black Chrome Caming


Naturally flowing movement extends the length of Waterside and brings to mind a flowing river or grasses swaying in the breeze.

Glass Textures;  
Clear Softwave Glass  
Streamed Glass

Privacy Rating 9



All door sizes shown can be built as double door systems.



TRANSOMS PAGES 4-7



Full Lite 6/8



1/2 Lite Over 2 Panels 6/8



3/4 Lite Over 1 Panel 6/8



Full Lite 8/0



Full Lite 6/8



1/2 Lite Over 2 Panels 6/8




TRANSOMS PAGES 4-7



Full Lite 8/0



Full Lite 6/8



1/2 Lite Over 2 Panels 6/8



Full Lite 8/0



DESTINATIONS


*Crosswalk*

Nickel Caming

Modern design comes to life through strong linear lines interrupted by bold pops of gray glass. Crosswalk's look is abstract, modern, and stylish.

Glass Textures;  
Micro-Iced Granite Glass  
Gray Softwave Glass  
Clear Softwave Glass

Privacy Rating 9



All door sizes shown can be built as double door systems.



**DECORATIVE**



**DECORATIVE**

DESTINATIONS


*Park Place*

Nickel Caming

- Glass Textures;
- Micro Granite Glass
- Clear Bevel Glass
- Clear Ripple Glass
- Narrow Reed Glass
- Double Granite Glass

Privacy Rating 9

Park Place glass units are handed:  
 (a) left hand outside view  
 (b) right hand outside view



All door sizes shown can be built as double door systems.



All door sizes shown can be built as double door systems.

PERSPECTIVES

TEXTURED DOORGLASS

*Chinchilla*

LOW-E

As touchable as its namesake, Chinchilla's fine lines create a striking wave pattern when seen from afar. It also offers a high level of privacy for your home.

Privacy Rating 9



Full Lite 6/8



Full Lite 8/0



Full Lite 6/8



1/2 Lite Over 2 Panels 6/8



3/4 Lite Over 1 Panel 6/8



Full Lite 8/0




**DECORATIVE**

PERSPECTIVES  
TEXTURED DOORGLASS

*Blanca*

LOW-E  
Offering a high level of privacy and an understated backdrop, Blanca has a frosted, slightly stippled surface.



Privacy Rating 9



All door sizes shown can be built as double door systems.




**DECORATIVE**

PERSPECTIVES  
TEXTURED DOORGLASS

*Linen*

LOW-E

Reminiscent of a soft shirt or an elegantly embroidered table cloth, Linen's lightly etched weave pattern complements both casual and formal entryway designs. The translucent white glass and soft moiré of silkscreened threads give it a high privacy level.



Privacy Rating 9

All door sizes shown can be built as double door systems.






PERSPECTIVES  
TEXTURED DOORGLASS  
*Streamed*

LOW-E

The pronounced vertical pattern and strong ribbed texture of Streamed creates the illusion of falling water in your entryway. It also offers a high level of privacy.

Privacy Rating 9



All door sizes shown can be built as double door systems.




PERSPECTIVES  
TEXTURED DOORGLASS  
*Micro-Granite*

LOW-E

Micro-Granite blends texture and pattern to create a surface reminiscent of small polished pebbles.

Privacy Rating 9



All door sizes shown can be built as double door systems.



**INSTOCK**  
All components for Pre-Hung assembly are in-stock



**INSTOCK**  
All components for Pre-Hung assembly are in-stock



**DECORATIVE**



SEE PAGE 84 FOR ENERGY STANDARD GUIDANCE

**DECORATIVE**

OLD WORLD STYLE

*Paris*

● Patina Caming

Glass Textures:  
Clear Bevels  
Arctic Glass  
Clear Renaissance Glass

Privacy Rating 4



All door sizes shown can be built as double door systems.


OLD WORLD STYLE

*Jacinto*

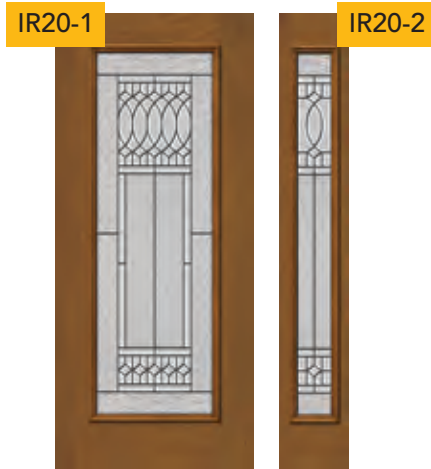
● Wrought Iron

Textured Arctic Glass

Privacy Rating 9



All door sizes shown can be built as double door systems.



Full Lite 6/8



3/4 Lite Over 1 Panel 8/0



Full Lite 6/8



3/4 Lite Over 1 Panel 6/8



Full Lite 8/0



3/4 Lite Over 1 Panel 8/0



**INSTOCK**  
All components for Pre-Hung assembly are in-stock



**INSTOCK**  
All components for Pre-Hung assembly are in-stock



**DECORATIVE**

⚠ DOES NOT MEET ENERGY STANDARDS (see pg. 84)



**DECORATIVE**

OLD WORLD STYLE


*Camden*

Wrought Iron

Textured Tafeta Glass

Privacy Rating 9

Camden glass units are handed:  
(a) left hand outside view  
(b) right hand outside view



All door sizes shown can be built as double door systems.

ECLECTIC STYLE

*Mohave*

Oil-Rubbed Bronze Caming

- Glass Textures:
- Micro-Iced Granite Glass
  - Streamed Glass
  - Small Hammered Glass
  - Gray Soft Wave Glass
  - Bronze Seedy Glass
  - Pale Amber Soft Wave Glass
  - Clear Bevels

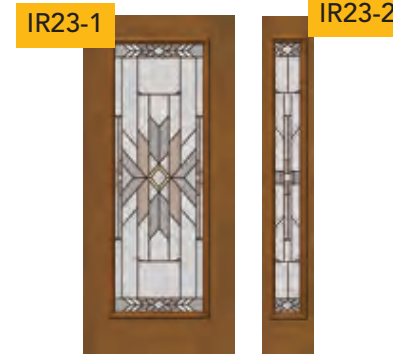
Privacy Rating 7



All door sizes shown can be built as double door systems.



Full Lite 6/8



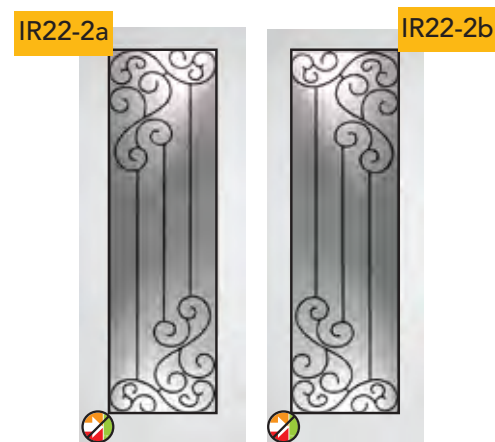
Full Lite 6/8



1/2 Lite Over 2 Panels 6/8



3/4 Lite Over 1 Panel 6/8



Full Lite 8/0



Full Lite 8/0



3/4 Lite Over 1 Panel 8/0



**INSTOCK**  
All components for Pre-Hung assembly are in-stock



**INSTOCK**  
All components for Pre-Hung assembly are in-stock



CONTEMPORARY STYLE

*Mistify*

LOW-E

Mistify is a playful combination of pattern and texture. The black drizzle fuses with softly textured glass, resulting in a mesmerizing statement piece for any modern entryway.

This doorglass design is offered as a single door lite or can be special ordered with black grilles between glass for a divided look.

Privacy Rating 6



All door sizes shown can be built as double door systems.

CONTEMPORARY STYLE

*Renewed Impressions*

Nickel Caming

The sweeping floral patterns of our signature Impressions decorative glass are elegantly refreshed with nickel caming to create Renewed Impressions.

Glass Textures:

- Clear Bevels
- Iced Granite Glass
- Streamed Glass
- Clear Renaissance Glass



All door sizes shown can be built as double door systems.

Privacy Rating 7



Full Lite 6/8



Full Lite 8/0



Full Lite 6/8



1/2 Lite Over 2 Panels 6/8



Full Lite 8/0





CONTEMPORARY STYLE


*Entropy*

Black Chrome Caming

Glass Textures:  
Clear Bevels  
Clear Renaissance  
Clear Seedy Granite

Privacy Rating 5

Entropy glass units are handed:  
(a) left hand outside view  
(b) right hand outside view



All door sizes shown can be built as double door systems.



CONTEMPORARY STYLE

*Uptown*

Oil-Rubbed Bronze Caming

3/8" Round Caming

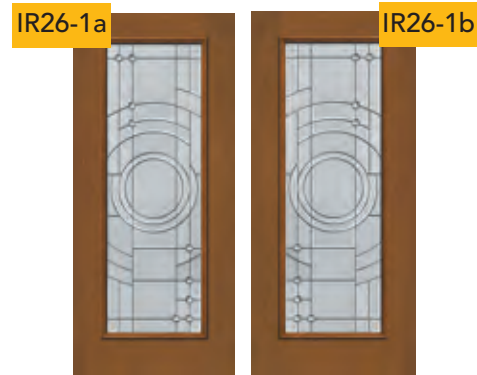

Glass Textures:  
Thin Reed Glass  
Clear Ice Crystals

Privacy Rating 9

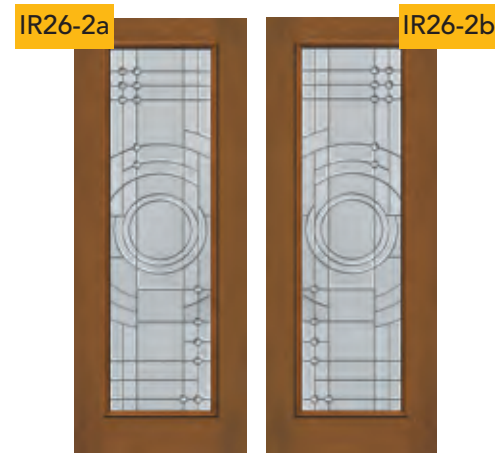
Uptown glass units are handed:  
(a) left hand outside view  
(b) right hand outside view




All door sizes shown can be built as double door systems.



Full Lite 6/8



Full Lite 8/0



Full Lite 6/8



Full Lite 8/0



# DECORATIVE



# DECORATIVE

## CRAFTSMAN STYLE

### Topaz

Patina Caming

- Glass Textures:
  - Micro-Granite Glass
  - Bronze Softwave Glass
  - Thin Reed Glass
  - Clear Bevels

Privacy Rating 9



All door sizes shown can be built as double door systems.

## CLASSIC STYLE

### Gemini

Black Matte Patina Caming

- Glass Textures:
  - Clear Bevels
  - Clear Vecchio Glass
  - Granite Glass

Privacy Rating 8



All door sizes shown can be built as double door systems.

IR28-1



Full Lite 6/8

IR28-2



HVHZ N/A  
IR28-3



1/4 Lite Over 2 Panels 6/8  
(FIR GRAIN)

IR29-1



Full Lite 6/8

IR29-1



IR29-2



3/4 Lite Over 1 Panel 8/0

IR28-4



3/4 Lite Over 1 Panel 8/0

IR29-3



Full Lite 8/0





**DECORATIVE**

**DECORATIVE**

CLASSIC STYLE

*Bristol*

● Satin Nickel Caming

Glass Textures:  
 Clear Bevels  
 Clear Cluster Bevels  
 Granite Glass  
 Hammered Glass

Privacy Rating 7



Shown with Custom Order Sidelites

All door sizes shown can be built as double door systems.



All door sizes shown can be built as double door systems.

CLASSIC STYLE

*Memoria*

● Nickel Caming

Memoria's classic styling celebrates the warm traditions and cherished memories of family and home, while providing a medium level of privacy.

Glass Textures:  
 Clear Renaissance Glass  
 Glue Chip Glass  
 Clear Bevel Clusters

Privacy Rating 4



Full Lite 6/8



3/4 Lite Over 1 Panel 8/0



Full Lite 6/8



1/2 Lite Over 2 Panels 6/8



Full Lite 8/0



Full Lite 8/0



**DECORATIVE**



**DECORATIVE**

CLASSIC STYLE

*Expressions*

● Satin Nickel Caming

Glass Textures:  
Clear Bevels  
Granite Glass  
Gray Renaissance Glass

Privacy Rating 4



Shown with Custom Order Transom

All door sizes shown can be built as double door systems.

TRANSOMS PAGES 4-7

CLASSIC STYLE

*Cadence*

● Patina Caming

Glass Textures:  
Clear Bevel Cluster  
Ripple Glass  
Hammered Glass

Privacy Rating 5



Shown with Custom Order Transom

All door sizes shown can be built as double door systems.

TRANSOMS PAGES 4-7



Full Lite 6/8



1/4 Lite Over 4 Panels 6/8



Full Lite 8/0



Full Lite 6/8



3/4 Lite Over 2 Panels 6/8



1/4 Lite Over 4 Panels 6/8



Full Lite 8/0



**DECORATIVE**



CLASSIC STYLE

*Grace*

Nickel Caming

- Glass Textures:
- Granite Glass
- Micro-Cubed Glass
- Micro-Granite Glass
- Clear Bevels

Privacy Rating 7



All door sizes shown can be built as double door systems.

**DECORATIVE**

CLASSIC STYLE

*Heirlooms*

Satin Nickel Caming

- Glass Textures:
- Clear Cluster Bevels
- Glue Chip Glass
- Granite Glass

Privacy Rating 6



All door sizes shown can be built as double door systems.



TRANSOMS PAGES 4-7



Full Lite 6/8



Full Lite 8/0



Full Lite 6/8



3/4 Lite Over 2 Panels 6/8



1/2 Lite Over 2 Panels 6/8



Full Lite 8/0



**INSTOCK**  
All components for Pre-Hung assembly are in-stock



**INSTOCK**  
All components for Pre-Hung assembly are in-stock



**DECORATIVE**

CLASSIC STYLE

*Majestic*

● Nickel Caming

Glass Textures:  
 Glue Chip Bevels  
 Glue Chip Glass  
 Gray Soft Wave Glass

Privacy Rating 5



Shown with Custom Order Transom

All door sizes shown can be built as double door systems.

TRANSOMS PAGES 4-7



Full Lite 6/8



1/4 Lite Over 4 Panels 6/8



1/2 Lite Over 2 Panels 6/8



Full Lite 8/0



**INSTOCK**  
 All components for Pre-Hung assembly are in-stock



**SPECIAL ORDER**

*High Velocity  
 Hurricane Zone &  
 Wind-Borne Debris*

CUSTOM ETCHINGS

CREATE YOUR OWN

**Severe Weather**

All impact glass door offerings use this ALUMINUM frame.

- Available in white powder coat
- Product comes with screw hole covers



FLAT PROFILE



**IMPACT RATED**  
 DECORATIVE ETCHED GLASS



ALL DOOR SYSTEMS ARE SOLD UNFINISHED



# Etched Glass

LOW-E

Through the artistry of Julian and Karin Mesa, **BHI Doors** offers a unique line of doorglass inserts styled for Florida living. Traditional sand-blasting techniques help enhance your door opening by applying a beautiful etched design to clear glass.

Custom Designs: You imagine it we create it!

Dark background shown in pictures represent clear glass. Etched Glass units can be handed.

- (a) left hand outside view
- (b) right hand outside view



# Etched Glass

(continued)

LOW-E

Choose from a variety of etching such as: memorial, landscape, portrait and pet designs. All designs are sandblasted on the interior side of a doorglass insert.

Custom Designs: You imagine it we create it!

Dark background shown in pictures represent clear glass. Etched Glass units can be handed.

- (a) left hand outside view
- (b) right hand outside view



**IR38-1a** **IR38-1b**

BHIC3-A HERON BHIC3-B HERON  
Full Lite 6/8 or 8/0

An etched circle divided between double doors provides an elegant focal point. The double panels can be mirror images or feature a scene or pattern which continues between them.

**IR38-2a** **IR38-2b**

BHIC6-A HERON BHIC6-B HERON  
Full Lite 6/8 or 8/0

**IR38-3a** **IR38-3b**

BHIC4-A DOLPHIN BHIC4-B DOLPHIN  
Full Lite 6/8 or 8/0

**IR39-1a** **IR39-1b**

BHIM1-A PALMS BHIM1-B PALMS  
Full Lite 6/8 or 8/0

**IR39-2a** **IR39-2b**

BHIM4-A PALMS BHIM4-B PALMS  
Full Lite 6/8 or 8/0

**IR39-3a** **IR39-3b**

BHIM2-A PALMS BHIM2-B PALMS  
Full Lite 6/8 or 8/0

**IR39-4a**

BH3F-A BAMBOO  
Full Lite 6/8 or 8/0



All door sizes shown can be built as double door systems.

All door sizes shown can be built as double door systems.



# Etched Glass

(continued)

## LOW-E

Through the artistry of Julian and Karin Mesa, **BHI Doors** offers a unique line of doorglass inserts styled for Florida living. Traditional sand-blasting techniques help enhance your door opening by applying a beautiful etched design to clear glass.

Custom Designs: You imagine it we create it!

Dark background shown in pictures represent clear glass. Etched Glass units can be handed.

(a) left hand outside view  
(b) right hand outside view



# Etched Glass

(continued)

## LOW-E

Choose from a variety of etching such as: memorial, landscape, portrait and pet designs. All designs are sandblasted on the interior side of a doorglass insert.

Custom Designs: You imagine it we create it!

Dark background shown in pictures represent clear glass. Etched Glass units can be handed.


(a) left hand outside view  
(b) right hand outside view

IR40-1a IR40-1b



BH4F-A PALM BH4F-B PALM  
Full Lite 6/8 or 8/0

IR40-2a



BHIN6-A PALM  
Full Lite 6/8 or 8/0

IR40-3b



BH2F-B TROPICAL  
Full Lite 6/8 or 8/0

IR41-1a



BH1F-A LILIES  
Full Lite 6/8 or 8/0

IR41-2b



BH4U-B MARLIN  
Full Lite 6/8 or 8/0

IR41-3a



BH1U-A SEA LIFE  
Full Lite 6/8 or 8/0

# Privacy Glass

ANY SIZE doorglass can be made obscure by etching.

BEFORE AFTER



Full Lite Clear Full Lite BHIO Obscure



All door sizes shown can be built as double door systems.



All door sizes shown can be built as double door systems.



**DECORATIVE SPECIAL ORDER**




*Etched Glass*

(continued)

LOW-E

Through the artistry of Julian and Karin Mesa, **BHI Doors** offers a unique line of doorglass inserts styled for Florida living. Traditional sand-blasting techniques help enhance your door opening by applying a beautiful etched design to clear glass.



Custom Designs: You imagine it we create it!

Dark background shown in pictures represent clear glass. Etched Glass units can be handed.

(a) left hand outside view  
(b) right hand outside view



IR42-1b



BHBJC-B JUMPING CRANES  
(SIMULATED IMAGE, PLEASE REQUEST DRAWING)  
Full Lite 6/8 or 8/0

IR42-2a




BH2B-A HERON IN THE CYPRESS  
Full Lite 6/8 or 8/0

IR42-3a



BH4B-A PELICAN  
Full Lite 6/8 or 8/0

IR42-4b



BH2B-B HERON IN THE CYPRESS  
Full Lite 6/8 or 8/0



All door sizes shown can be built as double door systems.



*Premium Overlay  
Art Glass Laminate*

Vetrilite is a patent pending premium overlay art glass laminate that is applied over One Lite Low-E glass.

Overlay laminates are very durable – scratch and UV resistant, but can be removed for decor change.

Custom designs:

- Non-trademarked logos
- Street addresses
- Numbers and names
- Modification of existing designs
- Create your own design from a photo or drawing



FLAT PROFILE FRAME (IMPACT GLASS)



**IMPACT RATED  
DECORATIVE OVERLAY ART GLASS**






# Overlay Art Glass

LOW-E

Vetrolite art glass overlays are a beautiful and economical way to achieve the look of luxurious decorative doorglass. Laminate overlays with a variety of designs can be applied to clear door glass inserts.

Overlay designs can also be Special Ordered with clear (CL) background.

Overlay Art Glass units can be handed.  
(a) left hand outside view  
(b) right hand outside view



# Overlay Art Glass

(continued)

LOW-E

Scratch and UV resistant, but can be removed for decor change  
Custom designs and logos  
Transoms  
Five year warranty on overlay

Privacy level 8



Custom Designs Available

TRANSOMS PAGES 4-7

<p><b>IR44-1a</b> *QS</p> <p>GLAMOROUS DUPLICITY MONOCHROME Full Lite 6/8 or 8/0</p>	<p><b>IR44-1b</b></p>	<p><b>IR44-2</b></p> <p>STREAMLINES MONOCHROME Full Lite 6/8 or 8/0</p>	<p><b>IR44-3</b></p> <p>SEA OF LIFE MONOCHROME Full Lite 6/8 or 8/0</p>	<p><b>IR44-4</b></p>	<p><b>IR45-1</b></p> <p>HEARTS &amp; DIAMONDS MONOCHROME Full Lite 6/8 or 8/0</p>	<p><b>IR45-2a</b> *QS</p> <p>VERTICAL COLOR Full Lite 6/8 or 8/0</p>	<p><b>IR45-3a</b> *QS</p> <p>FLOWING WAVELETS MONOCHROME Full Lite 6/8 or 8/0</p>	<p><b>IR45-4</b></p> <p>TEXTURED WAVES MONOCHROME Full Lite 6/8 or 8/0</p>
<p><b>IR44-5a</b> *QS</p> <p>ABOVE THE RIVER MONOCHROME Full Lite 6/8 or 8/0</p>	<p><b>IR44-6b</b> *QS</p> <p>DIFFERENT PATHS MONOCHROME Full Lite 6/8 or 8/0</p>	<p><b>IR44-7</b> 8/0 *QS</p> <p>SEA OF LIFE MONOCHROME 1/2 Lite Over 2 Panels 6/8 or 8/0</p>	<p><b>IR45-5a</b> *QS</p> <p>HORIZONTAL COLOR Full Lite 6/8 or 8/0</p>	<p><b>IR45-6a</b></p> <p>WAVES MONOCHROME Full Lite 6/8 or 8/0</p>	<p><b>IR45-7a</b> 8/0 *QS</p> <p>WAVES MONOCHROME 1/2 Lite Over 2 Panels 6/8 or 8/0</p>			

\*QS: Non-stock/ Quick Ship.

\*QS: Non-stock/ Quick Ship



All door sizes shown can be built as double door systems.

All door sizes shown can be built as double door systems.





# Overlay Art Glass

(continued)

LOW-E

Vetrilite art glass overlays are a beautiful and economical way to achieve the look of luxurious decorative doorglass. Laminate overlays with a variety of designs can be applied to clear door glass inserts.

Overlay designs can also be Special Ordered with clear (CL) background.

Overlay Art Glass units can be handed.  
(a) left hand outside view  
(b) right hand outside view



BIRDS OF PARADISE COLOR  
Full Lite 6/8 or 8/0





PALM TREE MONOCHROME  
Full Lite 6/8 or 8/0



IR46-3  
6/8 \*QS



BIRDS OF PARADISE MONOCHROME  
Full Lite 6/8 or 8/0



IR46-5a  
8/0 \*QS  
BAMBOO MONOCHROME  
1/2 Lite Over 2 Panels 6/8 or 8/0

\*QS: Non-stock/ Quick Ship



All door sizes shown can be built as double door systems.



# Overlay Art Glass

(continued)

Privacy Level 8

Overlay Art Glass units can be handed.

(a) left hand outside view

(b) right hand outside view

LOW-E 6/8 & 8/0 DOORS



SEA GRASS MONOCHROME



LEAVES MONOCHROME




BAMBOO MONOCHROME



PALM TREE COLOR



HERON MONOCHROME




HERON 3 MONOCHROME

\*QS: Non-stock/ Quick Ship



SAILFISH COLOR



SAILFISH MONOCHROME



PELICAN COLOR



FOLIAGE MONOCHROME



All door sizes shown can be built as double door systems.





*High Velocity  
Hurricane Zone &  
Wind-Borne Debris*

- BLINK BLINDS
- NOVA 90
- ONE LITES  
(Turtle, Low-E)
- SIMULATED DIVIDED LITES
- GRILLES BETWEEN GLASS (GBG)
- PRAIRIE (GBG)
- VENTILATING DOORS
- NEW!** INSULATED PET DOOR

**Severe Weather**

All impact glass door offerings use this ALUMINUM frame.

- Available in white powder coat
- Product comes with screw hole covers



FLAT PROFILE



**IMPACT RATED**  
AROUND THE HOME



ALL DOOR SYSTEMS ARE SOLD UNFINISHED



LOW-E

**BLINDS BETWEEN GLASS**

The single operator lets you raise, lower and tilt the blinds in an easy slight movement.

Adjustable Privacy Rating



All door sizes shown can be built as double door systems.




(continued)

LOW-E

**BLINDS BETWEEN GLASS**

The single operator lets you raise, lower and tilt the blinds in an easy slight movement.

Adjustable Privacy Rating



All door sizes shown can be built as double door systems.

IR50-1




Full Lite 6/8

HVHZ N/A  
IR50-2

IR50-3



Narrow Full Lite 6/8



Available in White (Stock) or Slate Gray (Special Order)

IR50-4



1/2 Lite Over 2 Panels 6/8

IR51-1



Full Lite 8/0

IR51-1



IR51-2



LOW-E N/A  
HVHZ N/A  
IR51-3



Narrow Full Lite 8/0



**AROUND THE HOME**

*Nova 90* **plastpro®**  
*Direct Glazed*

- LOW-E (white translucent glass)
- LOW-E 366 (clear glass)

Full Length LVL Reinforcement (Hinge & Strike Side, For Extra Rigidity)

Insulated 1" Glass

Compression Molded Fiberglass Skin

Integrally Molded Glass Stop

High Density Polyurethane Foam

Nova 90 door skin is a white brushed texture.




**SDL BARS**

SDL Bars can be added to Nova 90 doors to create a simulated divided lite look. Many different lite configurations can be achieved using these great add-ons. They are stocked in the following widths:

- 1" 3 1/2" 5"



Nova90 White Translucent Door with 5" SDL Bars and Deep Blue Sea Paint



SDL bars have brushed finish

All door sizes shown can be built as double door systems.



Turtle Glass is Solar Gray - Solar Gray (SGSG).


**AROUND THE HOME**

*One Light Turtle Glass*

Thousands of marine turtles nest in U.S. coastal areas. State and local ordinances protect hatchling turtles by limiting the brightness of inside-to-outside visible light transmittance.

All turtle glass designs shown below have been constructed to meet those local standards.

All door sizes shown can be built as double door systems.





# One Lites

LOW-E

When you want a view and nothing but the view, clear glass is the answer.

Low-E 366, 340, and 272 are also available by Custom Order.



Shown with Custom Order Transom  
TRANSOMS PAGES 4-7

# One Lites

(continued)

LOW-E

When you want a view and nothing but the view, clear glass is the answer.

Low-E 366, 340, and 272 are also available by Custom Order.

All door sizes shown can be built as double door systems.

All door sizes shown can be built as double door systems.

IR54-1



Full Lite 6/8

IR54-2



IR54-3



Narrow Full Lite 6/8

IR54-4



1/4 Lite Over 4 Panel 6/8

IR55-1



Full Lite 8/0

IR55-2



HVHZ N/A  
IR55-3



Narrow Full Lite 8/0

IR54-5



1/2 Lite Over 2 Panels 6/8

HVHZ N/A  
IR54-6



3/4 Lite Over 2 Panels 6/8

HVHZ N/A  
IR54-7



1/4 Lite Over 2 Panels 6/8  
(FIR GRAIN)

HVHZ N/A  
IR55-4



1/2 Lite Over 2 Panels 8/0

HVHZ N/A  
IR55-5



3/4 Lite Over 2 Panels 8/0



**AROUND THE HOME**



**AROUND THE HOME**

# Simulated Divided Lites

LOW-E

One light ODL Impact glass with Simulated Divided Lite bars adhered to both the inside and outside glass panes.


- Available in three widths: 1" 3 1/2" & 5"
- Smooth, paintable and made from recycled materials.



All door sizes shown can be built as double door systems.




The Following Low-E Glass Styles are Available



# Simulated Divided Lites

(continued)

LOW-E



All door sizes shown can be built as double door systems.

IR56-1



Full Vertical 2 Lite 6/8

IR56-2



Full Horizontal 3 Lite 6/8

IR56-3



IR56-4



Full Horizontal 4 Lite 6/8

IR57-1



Full Vertical 2 Lite 8/0

IR57-2



Full Horizontal 3 Lite 8/0

IR57-3



IR57-4



Full Horizontal 4 Lite 8/0

IR56-5



Full Horizontal 5 Lite 6/8

IR56-6



Full Horizontal 6 Lite 6/8

IR56-7



Full Horizontal 7 Lite 6/8

IR57-5




Full Horizontal 5 Lite 8/0

IR57-6



Full Horizontal 6 Lite 8/0

IR57-7



Full Horizontal 7 Lite 8/0





# Grilles Between Glass

LOW-E  
5/8" WHITE GRILLE BAR




All door sizes shown can be built as double door systems.

Low-E 366, 340, and 272 are also available by Custom Order.

# Grilles Between Glass

(continued)

LOW-E  
5/8" WHITE GRILLE BAR



All door sizes shown can be built as double door systems.

Low-E 366, 340, and 272 are also available by Custom Order.

IR58-1



Full 15 Lite 6/8

IR58-2



Full 5 Lite 6/8

IR58-3



Narrow Full 10 Lite 6/8

IR59-1



Full 18 Lite 8/0

HVHZ N/A  
IR59-2



Full 6 Lite 8/0

IR59-3



Full 12 Lite 8/0

IR59-2



Full 6 Lite 8/0

IR58-4



Full 10 Lite 6/8

IR58-2



Full 5 Lite 6/8

HVHZ N/A  
IR58-5



3/4 6 Lite Over 2 Panels 6/8

IR58-6



1/2 9 Lite Over 2 Panels 6/8



**AROUND THE HOME**



**AROUND THE HOME**

# Prairie Grilles Between Glass

LOW-E

5/8" WHITE GRILLE BAR

Low-E 366, 340, and 272 are also available by Custom Order.



# Ventilating Doors

This product by DLP Industries is an operational window insert/door combo. When the window is open, fresh air is introduced into the home, eliminating the need for a screen door.

Perfect for beach side residential dwellings. Excellent for condominium doors, patio doors, cabana bath doors, and side garage doors.

Manufactured in Florida.

The following optional glass types are available.

Low-E	Milky White	Obscure	Gray	Turtle*

\*Special Order



Full Lite 6/8



3/4 Lite Over 2 Panels 6/8



1/2 Lite Over 2 Panels 6/8



1/2 Vent 6/8



Full Vent 6/8



1/2 Vent Over 2 Panels 6/8




Full Lite 8/0

## Optional Impact Security Screen



- Premium grade high tensile 304 stainless security mesh
- Offers insect control, and impact resistance
- Allows ventilation without compromising security
- Available for all door sizes
- All units are built with standard fiberglass screen unless this impact screen option is specified



3/4 Vent Over 1 Panel 8/0



**INSTOCK**  
All components for Pre-Hung assembly are in-stock



**INSTOCK**  
All components for Pre-Hung assembly are in-stock






**AROUND THE HOME**

**AROUND THE HOME**

*Insulated  
Pet Door*



**NEW!**



*Insulated  
Pet Door*

(continued)



**Don't keep your best friend waiting!**

- For pets up to 90 lbs
- This system meets ASTM F588 300 lbs forced entry
- Meets structural, cycle, impact, and water testing for Florida's WBD regions. DP rating: Inswing +50 /-60 Outswing +45 /-45
- Low maintenance, energy efficient, extremely durable LEXAN flap and frame



The flexible LEXAN flap uses durable vinyl weatherstrip and rare earth magnets to create an energy efficient seal when not in use.

The flap is clear so you and your pet can see whats on the other side

Available in the following sizes:  
Large Pet: 10-1/4" wide X 15-1/4" high flap  
Medium Pet: 6-5/8" wide X 11-1/4" high flap




Interior view



Exterior View


Each system comes with removable exterior and interior barrier panels. The interior barrier panel can be slid into place when you want to restrict your pet's access. The exterior barrier is secured with a key lock to keep small intruders and large storms out.

HVHZ N/A  
IR63-1



1/2 Blind Lite Over 1 Panel 6/8

HVHZ N/A  
IR63-2



1/2 GBG Lite Over 1 Panel 6/8

HVHZ N/A  
IR63-3



1/2 Lite Over 1 Panel 6/8

HVHZ N/A  
IR63-4



2 Panels Opaque 6/8



All components for Pre-Hung assembly are in-stock



All components for Pre-Hung assembly are in-stock

**SOLID FIBERGLASS**



*High Velocity  
Hurricane Zone &  
Wind-Borne Debris*

All wood grained doors are sold unfinished and natural color is tan. Can be painted or stained.

All smooth doors are sold unfinished and natural color is white. Can be painted or faux finished.

THE MAKINGS OF A BETTER DOOR:

**HYDROSHIED TECHNOLOGY**  
Strength and protection against moisture infiltration

**LAMINATED VENEERED LUMBER (LVL)**  
Strength, durability and hardware reinforcement

**10 GAUGE STEEL BEAM (NON-HVHZ ONLY)**  
Prevents thermal bowing

**HIGH DENSITY POLYURETHANE CORE**  
Energy efficiency and noise reduction

**FIBERGLASS REINFORCED SKIN**  
High impact and dent resistant



**IMPACT RATED DOORS**  
**SOLID FIBERGLASS**



ALL DOOR SYSTEMS ARE SOLD UNFINISHED.

**SOLID FIBERGLASS**



**SOLID FIBERGLASS**


plastpro®

*Modern and Shaker Collection*



All door systems are sold unfinished.  
Natural color of woodgrain doors are tan/beige.

HVHZ N/A  
IR66-1 **NEW!**



Modern Milan 6/8  
(TEAK GRAIN)

HVHZ N/A  
IR66-2



1 Panel Shaker 6/8

HVHZ N/A  
IR66-3



2 Panels Shaker 6/8

HVHZ N/A  
IR66-4



3 Panels Shaker 6/8

IR67-1



2 Panels Plank Arch Panel 6/8

HVHZ ONLY  
IR67-2



2 Panels 6/8

HVHZ ONLY  
IR67-3



2 Panels Arched Panel 6/8

HVHZ N/A  
IR66-5



3 Panels Shaker 6/8  
(FIR GRAIN)

HVHZ N/A  
IR66-6



5 Panels Shaker 6/8

HVHZ N/A  
IR66-7




3 Panels Shaker 8/0

HVHZ N/A  
IR66-8



3 Panels Shaker 8/0  
(FIR GRAIN)

IR67-4




2 Panels Plank Arch Panel 8/0

HVHZ N/A  
IR67-5



2 Panels Plank 8/0



All door sizes shown can be built as double door systems.



All door sizes shown can be built as double door systems.

plastpro®

*Rustic Textured*

All door systems are sold unfinished.  
Natural color of woodgrain doors are tan/beige.



Clavos Options



**INSTOCK**  
All components for Pre-Hung assembly are in-stock



**INSTOCK**  
All components for Pre-Hung assembly are in-stock



**SOLID FIBERGLASS**



**SOLID FIBERGLASS**

plastpro<sup>®</sup>  
*Textured  
Woodgrain*

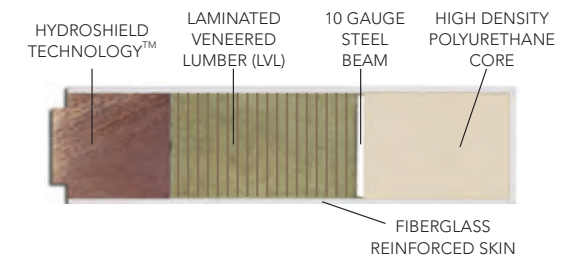


Woodgrain doors have a stainable rich oak grain pattern that resembles the look, feel, and texture of real wood- without any of the problems associated with wood.



plastpro<sup>®</sup>  
*Textured  
Woodgrain*  
(continued)

**8/0 DOOR CROSS SECTION**



All door systems are sold unfinished. Natural color of woodgrain doors are tan/beige.

All door sizes shown can be built as double door systems.

All door sizes shown can be built as double door systems.

All door systems are sold unfinished. Natural color of woodgrain doors are tan/beige.

IR68-1



6 Panels 6/8

HVHZ N/A  
IR68-2




3/4 4 Panels 6/8

HVHZ N/A  
IR69-1



6 Panels 8/0

IR69-2



Flush 8/0

IR68-3



Flush 6/8

HVHZ N/A  
IR68-4




3/4 2 Panels 6/8

HVHZ N/A  
IR69-3



3/4 2 Panels 8/0

HVHZ N/A  
IR69-4



3/4 3 Panels 8/0



**SOLID FIBERGLASS**



plastpro®  
HydroShield™  
*smooth skin*

These doors are scratch-resistant! Patented, pre-pigmented white skin infuses the door white through and through. Can be painted or faux finished to coordinate with your home decor.




All door systems are sold unfinished. Natural color of smooth doors is white.

All door sizes shown can be built as double door systems.

All door sizes shown can be built as double door systems.

HydroShield™  
plastpro®  
*smooth skin*  
(continued)

**6/8 DOOR CROSS SECTION**



All door systems are sold unfinished. Natural color of smooth doors is white.

HVHZ N/A  
IR70-1



2 Panels Arch Panel 6/8

IR70-2



True 4 Panels 6/8

IR70-3



Flush 6/8

HVHZ N/A  
IR71-1



8 Panels Center Arch 6/8

HVHZ N/A  
IR71-2



2 Panels Plank Arch Panel 6/8

HVHZ N/A  
IR71-3



3 Panels Elite 6/8

IR70-4



2 Panels 6/8

IR70-5



6 Panels 6/8

HVHZ N/A  
IR71-4



3 Panels Premium 6/8

HVHZ N/A  
IR71-5



3/4 4 Panels 6/8

IR71-6



3/4 2 Panels 6/8



INSTOCK  
All components for Pre-Hung assembly are in-stock



INSTOCK  
All components for Pre-Hung assembly are in-stock



**SOLID FIBERGLASS**

**SOLID FIBERGLASS**

**SOLID FIBERGLASS**



plastpro<sup>®</sup> HydroShield<sup>™</sup> technology

*smooth skin*

(continued)

These doors are scratch-resistant! Patented, pre-pigmented white skin infuses the door white through and through. Can be painted or faux finished to coordinate with your home decor.



All door sizes shown can be built as double door systems.

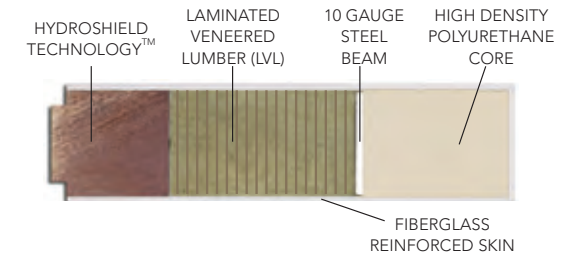
All door sizes shown can be built as double door systems.

HydroShield<sup>™</sup> technology plastpro<sup>®</sup>

*smooth skin*

(continued)

**8/0 DOOR CROSS SECTION**



All door systems are sold unfinished. Natural color of smooth doors is white.

All door systems are sold unfinished. Natural color of smooth doors is white.

IR72-1



2 Panels 8/0

IR72-2



6 Panels 8/0

HVHZ N/A  
IR72-3



2 Panels Plank Arch Panel 8/0

HVHZ N/A  
IR73-1



3/4 3 Panels 8/0

IR73-2



Flush 8/0

IR73-3



3/4 2 Panels 8/0

HVHZ N/A  
IR73-4



True 4 Panels



INSTOCK  
All components for Pre-Hung assembly are in-stock



INSTOCK  
All components for Pre-Hung assembly are in-stock



# HARDWARE & FINISHING



- HIGH SECURITY LOCKS
- STANDARD LOCKS
- KNOCKER/VIEWERS
- SECURITY LATCHES
- HOUSE NUMBERS
- STOPS
- PAINT KITS
- STAIN KITS



FOR MORE SYSTEM COMPONENT OPTIONS, REFER TO PAGES 88-92.

## HARDWARE

### TRILENNIUM™ Multi-Point High Security Locksets

- Stainless steel face-plates and strikes
- Strike Rollers and latches draw the door panel into perfect alignment with the jamb for a tight seal
- A single downward turn of the interior handle releases all three deadbolts - making this system panic proof
- Keying available



	SATIN NICKEL	VICTORIAN BRONZE	BRIGHT BRASS	POWDER-COAT BLACK
Color chart for representation only.				
HORIZON LEVERSET	•	QS	QS	
ECLIPSE LEVERSET	•	•	•	QS
PINNACLE LEVERSET	•	QS	QS	
RECTANGULAR LEVERSET	•	•		QS
CURVED LEVERSET	QS	QS		QS
ECLIPSE GRIP SET	•	•	QS	QS

• IN STOCK

QS: Non-stock/ Quick Ship



**HARDWARE**

**HARDWARE**

# Assure Deadbolt

Yale's Real Living Electronic Deadbolts can be operated by either pin code or keyway. These Grade 2 residential locks can be upgraded with Special Order smart modules which can allow them to communicate with home automation systems.

BRASS US3	SATIN NICKLE US15	OIL RUBBED BRONZE US10BP
•	•	<b>QS</b>

• IN STOCK    **QS**: Non-stock/ Quick Ship.



OUTSIDE VIEW    INSIDE VIEW  
TOUCHSCREEN DEADBOLT

# Heritage Series

The YH Series offers residential and light-commercial locksets in a wide range of exciting designs at surprisingly affordable prices. Not all designs are stocked in all finishes, see availability chart on the bottom of pg.77 for more details.

- Limited Lifetime Warranty
- Pre-installed/ Concealed Screws
- Brass Cylinder Housing Standard (superior for Florida weather and salt air)
- Six Pin Cylinder for Increased Security
- Non-handed Levers



SELECT DEADBOLT  
(Comes with security strike)



HOMESTEAD ENTRY HANDLESET



JAMESTOWN ENTRY HANDLESET



NORWOOD ENTRY LEVERSET

# Heritage Series

(continued)

Prestige, strength, and longevity.



AUGUSTA ENTRY LEVERSET



VALDOSTA ENTRY LEVERSET



MCCLURE ENTRY LEVERSET



DARTMOUTH ENTRY LEVERSET



CAMBRIDGE ENTRY KNOBSET

	BRASS US3	SATIN NICKLE US15	OIL RUBBED BRONZE US10BP	SUEDE BLACK USSB	DULL CHROME US26D	ANTIQUE NICKLE US15A	ANTIQUE BRASS US5	BRIGHT CHROME US26
Color chart for representation only.								
HOMESTEAD ENTRY HANDLESET	•	•	•	<b>QS</b>		<b>QS</b>	<b>QS</b>	
JAMESTOWN ENTRY HANDLESET	•	•	•			<b>QS</b>		<b>QS</b>
NORWOOD ENTRY LEVERSET	<b>QS</b>	•	•	<b>QS</b>	<b>QS</b>	<b>QS</b>	<b>QS</b>	<b>QS</b>
DARTMOUTH ENTRY LEVERSET	<b>QS</b>	•	<b>QS</b>					
CAMBRIDGE ENTRY KNOBSET	<b>QS</b>	•	•	<b>QS</b>	<b>QS</b>	<b>QS</b>	<b>QS</b>	<b>QS</b>
AUGUSTA ENTRY LEVERSET	<b>QS</b>	•	<b>QS</b>		<b>QS</b>			
MCCLURE ENTRY KNOBSET	•	•	•					
VALDOSTA ENTRY LEVERSET		•		<b>QS</b>	<b>QS</b>			<b>QS</b>
SELECT DEADBOLT	•	•	•		•	<b>QS</b>		<b>QS</b>

• IN STOCK

**QS**: Non-stock/ Quick Ship



**HARDWARE**

**HARDWARE**

*Pamex Locksets*

**NEW!**

Pamex's Kapture Electronic Deadbolts can be operated by either pin code, mobile device app, or concealed keyway. This Grade 2 residential deadbolt comes standard with Bluetooth to communicate directly with the Kapture app. It can also be upgraded with Special Order smart modules which can allow them to communicate with home automation systems.



SATIN NICKLE US15	MATTE BLACK US19

All Deadbolts and Passage Leversets on this page are stocked in both US15 & US19 finishes.

The following Residential Passage Leversets can be combined with the Kapture Deadbolt above for a secure, easy-to-use lockset- with a great contemporary look.



MIRA PASSAGE LEVERSET



ONYX PASSAGE LEVERSET



ALTO PASSAGE LEVERSET



OLYMPIC PASSAGE LEVERSET



*Knocker/ Viewers*

- Maximize your privacy rating with a viewer in an opaque door
- 180° viewing area

ITEM	SATIN NICKLE US15	OIL RUBBED BRONZE US10B	MATTE BLACK US19
<b>Knocker/ Viewer Combo</b>	•	•	
<b>Standard Viewer</b>	•	•	
<b>Shaker Viewer</b>	•		•



Standard/ Shaker Viewer



Knocker/Viewer Combo

*Security Latches*

- Increase your peace of mind with a heavy duty security latch

ITEM	SATIN NICKLE US15	OIL RUBBED BRONZE US10B	MATTE BLACK US19
<b>Security Latch</b>	•		•



Security Latch

*House Numbers*

- Traditional house numbers are available for mounting directly to your home's exterior
- High quality address sign systems can be purchased for an impressive modern look. These systems include bases that can hold either 3, 4, or 5 digits. These bases come in 2 finishes. Silver matalic textured house numbers are mounted on top



House Numbers



ITEM	SATIN NICKLE US15	OIL RUBBED BRONZE US10B	MATTE BLACK US19	BRONZE TEXTURED	SILVER TEXTURED
<b>House Numbers</b>	•	•			
<b>Address Sign Base</b>			•	•	
<b>Address Sign Numbers</b>					•



• IN STOCK

QS: Non-stock/ Quick Ship

**HARDWARE**

*Stops*

- We offer a wide variety of ways to protect your door and your home from swing damage



Goose Neck Floor Stop



Rigid Stop



Spring Stop



Hindge Pin Stop



Kick Down Stop



Concave Wall Stop



Convex Wall Stop



Crash Chain

ITEM	SATIN NICKLE US15	OIL RUBBED BRONZE US10B	MATTE BLACK US19	BRIGHT CHROME US26	SATIN CHROME US26D	STAINLESS STEEL US352D
Goose Neck Floor Stop	•		•			
Hindge Pin Stop	•	•		•		
Rigid Stop	•		•			
Spring Stop	•	•		•		
Kick Down Stop					•	
Concave Wall Stop						•
Convex Wall Stop						•
Crash Chain				•		

• IN STOCK

QS: Non-stock/ Quick Ship

**FINISHING**

*Paint & Stain Kits*

**NEW!**

**Each kit contains everything you need to stain one prehung door and two sidelites (or one double door unit).**


- Specifically designed for BHI's Fiberglass PH Entry System and its components
- Eco-friendly, completely water based system
- UV inhibiting pigments for increased energy efficiency and longer lasting beauty
- Available in 9 paint colors and 5 stain colors



**BHI PAINT KIT**



**BHI STAIN KIT**

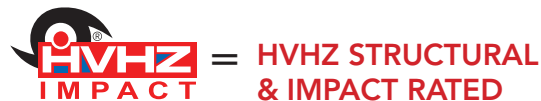
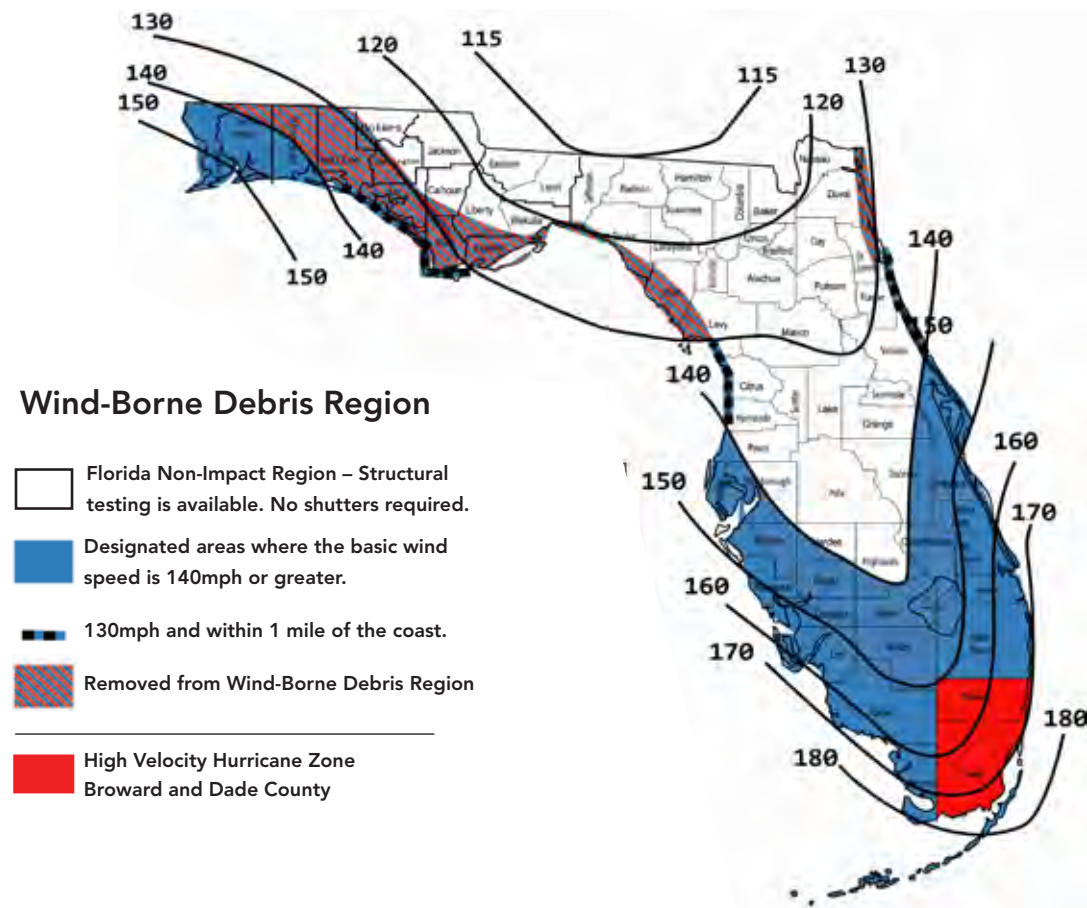


HURRICANE COMPLIANCE




Our expertise in Florida and High Velocity Hurricane Zone (HVHZ) building codes means you can trust **BHI Doors** systems to comply with the unique requirements needed for hurricane code compliance.

Impact units have structural ratings and may be used in the HVHZ and/or WBD impact zones without shutters required.



HURRICANE COMPLIANCE

*Doors made to withstand high pressure*



BHI quotes and order acknowledgments list the product approvals needed for each pre-hung door system. For additional code approvals and specific design pressure ratings, please see BHI Price & Availability Guide

Some doors are approved for HVHZ for in-swing application but may have overhang requirements. Some systems with very high design pressure ratings may require surface bolts, and/or dead bolt security strikes.

BHI does not warrant the suitability of any product for any specific use. For additional code information, contact a BHI representative, speak with a local plans examiner's office, or contact a contractor or engineer.

## ENERGY COMPLIANCE

### ENERGY COMPLIANCE

BHI and our suppliers of major fenestration components have made it a joint effort to focus on compliance with the Florida Building Code - 5th Edition Energy Conservation.

Catalog pages containing only product that meet the minimum energy standard for both solar heat gain coefficient (SHGC) and U-Factor in both climate zones will display this logo at the top of the page:



Individual products that DO NOT meet the minimum energy standards will display this logo:



Individual products that DO meet the minimum energy standards will display this logo:

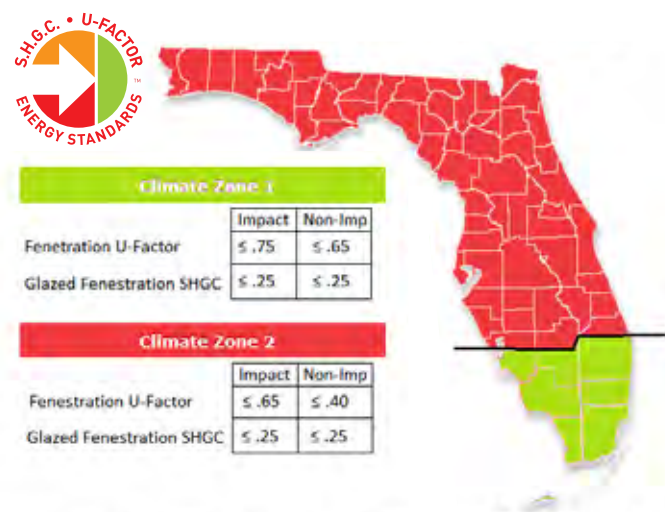


### ENERGY CODE EXEMPTIONS

There are also exemptions for products that DO NOT meet the energy standards.

The Prescriptive method of compliance allows up to 15 square feet "of glazed fenestration" per dwelling unit to be exempt from the U-factor and SHGC requirements R402.1.(1), and also one side hinged opaque door assembly up to 24 square feet to be exempt from U-factors (Section R402.1.(3 & .4)). If using this exemption, doors bearing this mark may be used as single door units. Other exemptions for doors bearing that mark may be used when using whole house energy engineering compliance method.

### Florida Energy Efficiency Requirements



## ENERGY COMPLIANCE

BHI and its suppliers of major components are Energy Star Partners.




### ENERGY LABELING

Labels will have specific certified products directory (CPD) numbers listed. These are the numbers listed in the certified products directory of the National Fenestration Rating Council (NFRC). The CPD numbers listed under BHI are also listed with our third-party quality assurance provider, National Accreditation Management Institute (NAMI) for thermal quality assurance compliance.

BHI doors that meet the Energy Standards will have at least 2 Energy Performance labels.

- One permanent label attached to the hinge side of the door slab.
- One temporary label which will be attached to the face of the door.



### STRUCTURAL CERTIFICATION LABELING

Builders Hardware inc.  
 Plastpro/Nanya Plastic FL# 15210.4  
 MANUFACTURER STIPULATES CONFORMANCE TO:  
 TAS 201,202,203 - ASTM E48 NOA 17-0712.05/16-0314.11  
 DP RATING +75-75 PSF 1/8", 1/2", 1" GLAZED UNIT IN/OUT  
 MAX TEST SIZE 3/0 X 6/8 X  
 FL CERT # 1773 ANSI # 0651

Specific Labels are used when exact design pressure ratings are required for specific size door configurations, within our test matrix qualifications. Structural Certification Labels are created for specific units with specific stipulations which conform to varying codes within the state.

BHI does not warrant the suitability of any product for any specific use. For additional code information, contact a BHI representative, speak with a local plans examiner's office, or contact a contractor or engineer.

**STANDARD FEATURES**

**ALL SMOOTH SKIN DOOR SYSTEMS INCLUDE:**

- White fiberglass doors
- Smooth white 4 9/16" composite door frames
- White powder coat aluminum T-astragal (Double Doors)
- White weather-strip
- Inswing or outswing threshold mill finish
- Stainless steel security hinges



White fiberglass doors



White weather-strip  
Smooth white composite door frames



Stainless steel security hinges



Inswing or outswing threshold mill finish




White powder coat aluminum T-astragal (Double Doors)

**STANDARD FEATURES**

**ALL WOODGRAIN TEXTURED DOOR SYSTEMS INCLUDE:**

- Textured fiberglass doors
- Textured 4 9/16" composite door frames
- Stainable aluminum T-astragal (Double Doors)
  - Bronze weather-strip
- Inswing or outswing threshold mill finish
  - Stainless steel security hinges




Textured fiberglass doors



Bronze weather-strip  
Textured composite door frames



Stainless steel security hinges



Inswing or outswing threshold mill finish



Stainable aluminum T-astragal (Double Doors)

COMPONENTS

COMPONENTS

plastpro® PF FRAMES™

Doorframes & Moldings

This rigid Poly Fiber formulation door jamb offers the very best in product performance, and is easy to use. Our innovative PF Frames can be machined like wood, look and feel like wood, and can be painted or stained. The noticeable difference comes down to the strength and durability.

- Closed Cellular Structure
- Twice The Screw-Holding Power of Wood
- Rigid Poly-Fiber Formulation

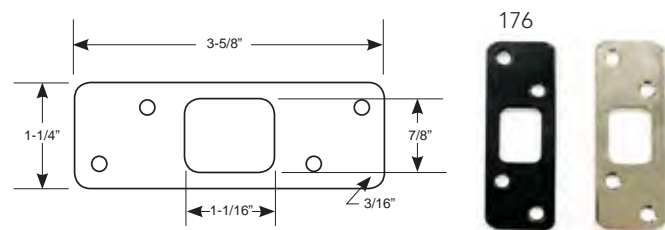
DOOR FRAME 6/8, 7/0 & 8/0	JAMB (DOOR FRAME) DEPTH SIZE			
	4-9/16"	5-1/4"	6-9/16"	7-1/4"
SMOOTH FINISH	•	•	•	•
WOOD GRAIN FINISH	•	•	•	•



The closed cellular structure of our composite frames ensures that the molding will not absorb moisture, and that the frame will resist splitting, rotting and insect damage.




PLASTPRO PF™ FRAME      WOOD FRAME



SECURITY STRIKE PLATES  
(REQUIRED FOR USE WITH SOME HVHZ SINGLE DOOR UNITS)

SKU	DESCRIPTION	FINISH	CASE PK
YR02081BLACK	1-1/4"x3-5/8" DEADBOLT SECURITY STRIKE	BLACK	12
YR02081US26	1-1/4"x3-5/8" DEADBOLT SECURITY STRIKE	BRIGHT CHROME	12



plastpro®

Brickmold & Trim

- White smooth molding can be painted or faux finished
- Tan textured molding can be painted or stained

BRICKMOLD AND MOLDING SMOOTH

SKU	SIZE	DESCRIPTION	FINISH
PFWBM17685	85"x1-1/2"x5/8"	Smooth PF Brickmold	White
PFWBM176102	102"x1-1/2"x5/8"	Smooth PF Brickmold	White
PFWBM18085	85" x 3/16"x2"	Smooth PF Brickmold	White
PFWBM180102	102"x1-3/16"x2"	Smooth PF Brickmold	White
PFMTS24M10000	100"x2-1/2"	Smooth PF Mullion Strip	White
PFWSSM100	100"x11/32"x9/16"	Smooth PF Sidelite Stop Molding	White




BRICKMOLD AND MOLDING TEXTURED

SKU	SIZE	DESCRIPTION	FINISH
PFBM176102	102"x1-1/2"x5/8"	Textured PF Brickmold	Tan
PFBM180102	102"x1-3/16"x2"	Textured PF Brickmold	Tan
PFMTG24M10000	100"x2-1/2"	Textured PF Mullion Strip	Tan
PFSSM100	100"x11/32"x9/16"	Textured PF Sidelite Stop Molding	Tan

STRUCTURAL MULLION

SKU	SIZE	DESCRIPTION	FINISH
MULL1414RECP12W	1" x 4" x 1/4" x 12'	Aluminum White	1
MULLCLIP1	3 3/8" X 8 1/4"	Aluminum (Works with MULL1414) Each Mullion requires 2 clips	1
MULL2614RECP12W	2" x 6" x 1/4" x 12'	Aluminum White	1
MULLCLIP2	3 3/8" X 5 1/2"	Aluminum (Works with MULL2614) Each Mullion requires 2 clips	1



COMPONENTS


COMPONENTS




# Aluminum Astragals

Aluminum exterior door T-astragals that offer security, and also stand out with honor among the best under Florida building code testing.

Available in White or Stainable in 6/8, 7/0 and 8/0 sizes



### Adjustability



4-way adjustable (horizontal and vertical) strike latch plates

### Security



Flip lever locks

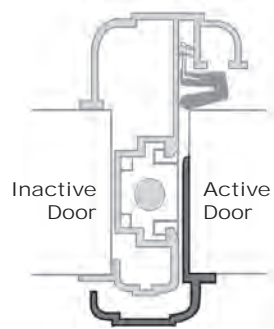
### Precision



Slide bolt with machined center punch allows for precise bolt location and ease of installation.



Stainable



Add on an Astragal Security Strip to any outswing double door combination for added security and clean finished appearance eliminating the reveal between the doors.



# Aluminum Thresholds

Keep the bugs out and the air in. Available for inswing, outswing and handicap accessibility doors. Available as Bronze or Mill Finish.

Sizes: 4 9/16, (extenders for 5 1/4, 6 9/16, 7 1/4)



INSWING



OUTSWING



OUTSWING HVHZ

# Weather seals


When it comes to keeping the good weather in and the bad weather out, BHI Weatherseals are the REAL deal. Manufactured in North America, each piece is designed to function with perfection.



Optional Corner Seal




Optional Corner Seal



Outswing Door Top Seal (optional)



Wrap Around Door Sweep



Screw-On Door Sweep

# Hinges **BHI**Hinges

Specially designed for high-performance and tested for long lasting endurance. BHI offers the best-in-class hinges in stainless steel, and most popular U.S. colors.



	DULL CHROME US26D	ZINC DICHROMATE US2D	SATIN NICKEL SMOOTH US15S	ANTIQUÉ BRASS US5	STAINLESS STEEL US32D	ANTIQUÉ NICKEL US15A	PRIMED WHITE USPP	SATIN NICKEL BRUSHED US15	BRIGHT BRASS US3	SATIN BRONZE US10C	MATTE BLACK US19
Color chart for representation only.											
4" x 4" BALL BEARING 5/8" RADIUS x RADIUS STUD		•			•					•	•(NRP)
4" x 4" BALL BEARING 5/8" RADIUS x SQUARE STUD		•			•						
4" x 4" SPRING 5/8" RADIUS x SQUARE			•				•			•	
4" x 4" SPRING 5/8" RADIUS x RADIUS		•	•							•	
4" x 4" SAFETY 5/8" RADIUS x RADIUS STUD	•	•	•	•(NRP)	•	•	•	•	•	•	
4" x 4" SAFETY 5/8" RADIUS x SQUARE STUD	•	•			•		•	•	•	•	

• IN STOCK

OS: Non-stock/ Quick Ship

# Your Door Stylizer™

## Create Your Dream Entryway!

This tool allows homeowners to visualize how various ODL® Doorglass options will look in their home entryways. YOUR DOOR STYLIZER™ uses a guided design process that helps homeowners customize their entryway by replacing glass, adding glass or replacing their door. Once the user has created their dream entryway, they can save, email, share via social media or print their project to make doorglass ordering a snap.

## What's Your Style? Classic? Contemporary? Something in Between?

Find the doorglass style that suits you and your home perfectly.

**UPLOAD A PHOTO OF YOUR HOME** or select a sample from our gallery. Then explore, get inspired, and create the entryway that is made for your home. You can also create an account to save your photos and favorite designs.

SCAN WITH YOUR SMARTPHONE







2022 IMPACT CATALOG

**BHI**Doors  
BY BUILDERS HARDWARE, INC.

©BUILDERS HARDWARE INC.

[bhiflorida.com](http://bhiflorida.com)